Idaho General Fund Revenue Forecast
FY2010-FY2017
Actual History and Forecast
$ Millions

SOURCE	FY2004	FY2005	FY2006	FY2007	FY2008	FY2009	FORECAST FY2010	FY2011	FY2012	FY2013	FY2014	FY2015	FY2016	FY2017	*Annualized Growth Rate FY80-FY09*
INDIVIDUAL INCOME TAX	**$902.13**	**$1,035.54**	**$1,216.49**	**$1,400.16**	**$1,430.16**	**$1,167.89**	**$1,124.97**	**$1,170.59**	**$1,277.40**	**$1,394.38**	**$1,502.71**	**$1,622.25**	**$1,745.46**	**$1,872.23**	
% Change	*7.7%*	*14.8%*	*17.5%*	*15.1%*	*2.1%*	*-18.3%*	*-3.7%*	*4.1%*	*9.1%*	*9.2%*	*7.8%*	*8.0%*	*7.6%*	*7.3%*	*6.6%*
CORPORATE INCOME TAX	**$103.02**	**$139.56**	**$194.13**	**$190.22**	**$189.28**	**$141.03**	**$130.67**	**$132.68**	**$137.19**	**$153.00**	**$169.66**	**$181.88**	**$194.42**	**$202.13**	
% Change	*10.6%*	*35.5%*	*39.1%*	*-2.0%*	*-0.5%*	*-25.5%*	*-7.3%*	*1.5%*	*3.4%*	*11.5%*	*10.9%*	*7.2%*	*6.9%*	*4.0%*	*4.3%*
SALES TAX	**$886.08**	**$950.83**	**$880.77**	**$1,077.46**	**$1,142.47**	**$1,022.20**	**$950.11**	**$988.68**	**$1,086.65**	**$1,199.58**	**$1,316.96**	**$1,399.73**	**$1,485.25**	**$1,574.00**	
% Change	*26.5%*	*7.3%*	*-7.4%*	*22.3%*	*6.0%*	*-10.5%*	*-7.1%*	*4.1%*	*9.9%*	*10.4%*	*9.8%*	*6.3%*	*6.1%*	*6.0%*	*8.2%*
CIGARETTE TAX	$30.04	$7.82	$7.98	$1.00	$6.54	$7.77	$16.90	$15.40	$14.90	$14.40	$13.90	$13.40	$17.90	$17.90	
TOBACCO TAX	$5.49	$5.75	$6.16	$6.55	$7.20	$7.36	$7.59	$7.51	$7.59	$7.64	$7.67	$7.72	$7.78	$7.87	
BEER TAX	$1.96	$1.95	$1.99	$2.13	$2.15	$2.04	$2.11	$2.13	$2.19	$2.26	$2.34	$2.43	$2.52	$2.60	
WINE TAX	$2.14	$2.33	$2.43	$2.48	$2.58	$3.28	$2.96	$3.03	$3.15	$3.34	$3.50	$3.63	$3.75	$3.91	
LIQUOR SURCHARGE	$4.95	$4.95	$4.95	$10.24	$8.38	$9.29	$11.39	$13.46	$14.74	$16.29	$17.91	$18.64	$19.39	$20.17	
PRODUCT TAXES Subtotal	**$44.57**	**$22.78**	**$23.50**	**$22.41**	**$26.84**	**$29.74**	**$40.94**	**$41.54**	**$42.58**	**$43.92**	**$45.33**	**$45.83**	**$51.34**	**$52.45**	
% Change	*104.9%*	*-48.9%*	*3.1%*	*-4.6%*	*19.8%*	*10.8%*	*37.7%*	*1.5%*	*2.5%*	*3.2%*	*3.2%*	*1.1%*	*12.0%*	*2.2%*	*2.8%*
KILOWATT-HOUR TAX	$1.83	$1.53	$2.29	$2.26	$1.60	$2.02	$2.30	$2.20	$2.20	$2.20	$2.20	$2.20	$2.20	$2.20	
MINE LICENSE TAX	$0.07	$0.03	$0.27	$2.35	$2.53	$0.94	$0.50	$0.50	$0.75	$1.00	$1.00	$1.00	$1.00	$1.00	
INTEREST EARNINGS	$4.97	$8.92	$18.12	$17.17	$11.37	$0.76	$1.04	$1.06	$3.10	$4.98	$5.58	$7.12	$7.33	$7.53	
COURT FEES & FINES	$4.98	$4.66	$4.79	$5.04	$5.33	$5.35	$5.26	$5.34	$5.44	$5.55	$5.67	$5.77	$5.86	$5.98	
INSURANCE PREMIUM TAX	$62.77	$60.85	$60.38	$59.78	$56.34	$55.48	$51.59	$52.67	$53.13	$54.04	$55.93	$57.89	$59.91	$62.01	
ALCOHOLIC BEVERAGE LICENSES	$1.61	$1.64	$1.72	$1.81	$1.92	$1.61	$1.53	$1.55	$1.58	$1.62	$1.65	$1.68	$1.71	$1.75	
UCC FILINGS	$2.39	$2.69	$3.02	$3.00	$2.82	$2.42	$2.40	$2.45	$2.50	$2.55	$2.60	$2.65	$2.70	$2.75	
UNCLAIMED PROPERTY	$3.69	$9.83	$1.99	$3.31	$5.63	$1.78	$1.50	$1.50	$1.50	$1.50	$1.50	$1.50	$1.50	$1.50	
LAND PERMIT & LEASE PAYMENTS	$0.33	$0.53	$0.33	$0.47	$0.69	$0.98	$0.59	$0.59	$0.59	$0.59	$0.59	$0.59	$0.59	$0.59	
ONE-TIME TRANSFERS	$51.40	$0.86	$0.54	$1.54	$2.24	$1.43	$1.22	$0.00	$0.00	$0.00	$0.00	$0.00	$0.00	$0.00	
ESTATE TAX	$4.43	$3.30	$1.11	$0.12	$0.03	$0.24	-$0.18	$0.00	$0.00	$2.50	$7.50	$10.00	$10.00	$10.00	
OTHER DEPTS & TRANS.	$22.84	$24.14	$21.89	$25.40	$30.18	$31.70	$34.68	$31.59	$31.76	$31.94	$32.12	$32.31	$32.50	$32.70	
MISC. REVENUE Subtotal	**$161.31**	**$118.98**	**$116.43**	**$122.25**	**$120.67**	**$104.71**	**$102.43**	**$99.45**	**$102.55**	**$108.47**	**$116.34**	**$122.71**	**$125.30**	**$128.01**	
% Change	*45.3%*	*-26.2%*	*-2.1%*	*5.0%*	*-1.3%*	*-13.2%*	*-2.2%*	*-2.9%*	*3.1%*	*5.8%*	*7.3%*	*5.5%*	*2.1%*	*2.2%*	*3.6%*
TOTAL GENERAL FUND REVENUE	**$2,097.10**	**$2,267.69**	**$2,431.31**	**$2,812.49**	**$2,909.43**	**$2,465.57**	**$2,349.12**	**$2,432.94**	**$2,646.36**	**$2,899.34**	**$3,151.00**	**$3,372.40**	**$3,601.77**	**$3,828.81**	
% Change	*18.9%*	*8.1%*	*7.2%*	*15.7%*	*3.4%*	*-15.3%*	*-4.7%*	*3.6%*	*8.8%*	*9.6%*	*8.7%*	*7.0%*	*6.8%*	*6.3%*	*6.7%*
Idaho Personal Income (Fiscal Year)	$37,709	$40,869	$44,292	$47,811	$50,113	$49,600	$49,726	$51,613	$54,177	$57,417	$60,889	$64,906	$68,919	$73,068	
% Change	*6.4%*	*8.4%*	*8.4%*	*7.9%*	*4.8%*	*-1.0%*	*0.3%*	*3.8%*	*5.0%*	*6.0%*	*6.0%*	*6.6%*	*6.2%*	*6.0%*	*6.4%*
General Fund as % of Personal Income	5.6%	5.5%	5.5%	5.9%	5.8%	5.0%	4.7%	4.7%	4.9%	5.0%	5.2%	5.2%	5.2%	5.2%	
Revenue Components as % of Personal Inc															
INDIVIDUAL INCOME TAX	2.39%	2.53%	2.75%	2.93%	2.85%	2.35%	2.26%	2.27%	2.36%	2.43%	2.47%	2.50%	2.53%	2.56%	
CORPORATE INCOME TAX	0.27%	0.34%	0.44%	0.40%	0.38%	0.28%	0.26%	0.26%	0.25%	0.27%	0.28%	0.28%	0.28%	0.28%	
SALES TAX	2.35%	2.33%	1.99%	2.25%	2.28%	2.06%	1.91%	1.92%	2.01%	2.09%	2.16%	2.16%	2.16%	2.15%	
PRODUCT TAXES Subtotal	0.12%	0.06%	0.05%	0.05%	0.05%	0.06%	0.08%	0.08%	0.08%	0.08%	0.07%	0.07%	0.07%	0.07%	
MISC. REVENUE Subtotal	0.43%	0.29%	0.26%	0.26%	0.24%	0.21%	0.21%	0.19%	0.19%	0.19%	0.19%	0.19%	0.18%	0.18%	
Share of General Fund:															
INDIVIDUAL INCOME TAX	43.0%	45.7%	50.0%	49.8%	49.2%	47.4%	47.9%	48.1%	48.3%	48.1%	47.7%	48.1%	48.5%	48.9%	
CORPORATE INCOME TAX	4.9%	6.2%	8.0%	6.8%	6.5%	5.7%	5.6%	5.5%	5.2%	5.3%	5.4%	5.4%	5.4%	5.3%	
SALES TAX	42.3%	41.9%	36.2%	38.3%	39.3%	41.5%	40.4%	40.6%	41.1%	41.4%	41.8%	41.5%	41.2%	41.1%	
PRODUCT TAXES Subtotal	2.1%	1.0%	1.0%	0.8%	0.9%	1.2%	1.7%	1.7%	1.6%	1.5%	1.4%	1.4%	1.4%	1.4%	
MISC. REVENUE Subtotal	7.7%	5.2%	4.8%	4.3%	4.1%	4.2%	4.4%	4.1%	3.9%	3.7%	3.7%	3.6%	3.5%	3.3%	

Idaho General Fund Revenue Forecast
FY2010-FY2017
Normalized History and Forecast
$ Millions

SOURCE	FY2004	FY2005	FY2006	FY2007	FY2008	FY2009	FORECAST FY2010	FY2011	FY2012	FY2013	FY2014	FY2015	FY2016	FY2017	Annualized Growth Rate FY80-FY09
INDIVIDUAL INCOME TAX	$902.13	$1,035.54	$1,216.49	$1,400.16	$1,430.16	$1,200.89	$1,162.97	$1,220.59	$1,343.10	$1,476.38	$1,601.51	$1,734.65	$1,874.86	$2,001.63	
% Change	7.7%	14.8%	17.5%	15.1%	2.1%	-16.0%	-3.2%	5.0%	10.0%	9.9%	8.5%	8.3%	8.1%	6.8%	6.4%
CORPORATE INCOME TAX	$103.02	$139.56	$194.13	$190.22	$189.28	$150.53	$130.67	$129.68	$134.19	$150.00	$166.66	$178.88	$194.42	$202.13	
% Change	10.6%	35.5%	39.1%	-2.0%	-0.5%	-20.5%	-13.2%	-0.8%	3.5%	11.8%	11.1%	7.3%	8.7%	4.0%	4.0%
SALES TAX	$881.19	$959.95	$1,077.49	$1,155.80	$1,142.47	$1,024.72	$950.11	$988.68	$1,086.65	$1,199.58	$1,316.96	$1,399.73	$1,485.25	$1,574.00	
% Change	4.2%	8.9%	12.2%	7.3%	-1.2%	-10.3%	-7.3%	4.1%	9.9%	10.4%	9.8%	6.3%	6.1%	6.0%	5.0%
CIGARETTE TAX	$29.97	$7.74	$7.98	$8.24	$7.95	$7.66	$7.25	$6.97	$6.75	$6.62	$6.46	$6.29	$6.09	$5.91	
TOBACCO TAX	$5.49	$5.75	$6.16	$6.55	$7.20	$7.36	$7.59	$7.51	$7.59	$7.64	$7.67	$7.72	$7.78	$7.87	
BEER TAX	$1.96	$1.95	$1.99	$2.13	$2.15	$2.04	$2.11	$2.13	$2.19	$2.26	$2.34	$2.43	$2.52	$2.60	
WINE TAX	$2.14	$2.33	$2.43	$2.48	$2.58	$3.28	$2.96	$3.03	$3.15	$3.34	$3.50	$3.63	$3.75	$3.91	
LIQUOR SURCHARGE	$10.71	$13.04	$11.22	$10.25	$8.39	$9.30	$11.40	$13.47	$14.75	$16.29	$17.91	$18.64	$19.39	$20.17	
PRODUCT TAXES Subtotal	$50.26	$30.80	$29.78	$29.65	$28.27	$29.64	$31.30	$33.11	$34.43	$36.14	$37.90	$38.71	$39.53	$40.46	
% Change	92.5%	-38.7%	-3.3%	-0.4%	-4.6%	4.8%	5.6%	5.8%	4.0%	5.0%	4.9%	2.2%	2.1%	2.3%	1.6%
KILOWATT-HOUR TAX	$1.83	$1.53	$2.29	$2.26	$1.60	$2.02	$2.30	$2.20	$2.20	$2.20	$2.20	$2.20	$2.20	$2.20	
MINE LICENSE TAX	$0.07	$0.03	$0.27	$2.35	$2.53	$0.94	$0.50	$0.50	$0.75	$1.00	$1.00	$1.00	$1.00	$1.00	
INTEREST EARNINGS	$4.97	$8.92	$18.12	$17.17	$11.37	$0.76	$1.04	$1.06	$3.10	$4.98	$5.58	$7.12	$7.33	$7.53	
COURT FEES & FINES	$4.98	$4.66	$4.79	$5.04	$5.33	$5.35	$5.26	$5.34	$5.44	$5.55	$5.67	$5.77	$5.86	$5.98	
INSURANCE PREMIUM TAX	$62.77	$60.85	$60.38	$59.78	$56.34	$55.48	$51.59	$52.67	$53.13	$54.04	$55.93	$57.89	$59.91	$62.01	
ALCOHOLIC BEVERAGE LICENSES	$1.61	$1.64	$1.72	$1.81	$1.92	$1.61	$1.53	$1.55	$1.58	$1.62	$1.65	$1.68	$1.71	$1.75	
UCC FILINGS	$2.39	$2.69	$3.02	$3.00	$2.82	$2.42	$2.40	$2.45	$2.50	$2.55	$2.60	$2.65	$2.70	$2.75	
UNCLAIMED PROPERTY	$3.69	$9.83	$1.99	$3.31	$5.63	$1.78	$1.50	$1.50	$1.50	$1.50	$1.50	$1.50	$1.50	$1.50	
LAND PERMIT & LEASE PAYMENTS	$0.33	$0.53	$0.33	$0.47	$0.69	$0.98	$0.59	$0.59	$0.59	$0.59	$0.59	$0.59	$0.59	$0.59	
ONE-TIME TRANSFERS	$1.40	$0.86	$0.54	$1.54	$2.24	$1.43	$1.22	$0.00	$0.00	$0.00	$0.00	$0.00	$0.00	$0.00	
ESTATE TAX	$0.00	$0.00	$0.00	$0.00	$0.00	$0.00	$0.00	$0.00	$0.00	$0.00	$0.00	$0.00	$0.00	$0.00	
OTHER DEPTS & TRANS.	$22.84	$24.14	$21.89	$25.40	$30.18	$31.70	$34.68	$31.59	$31.76	$31.94	$32.12	$32.31	$32.50	$32.70	
MISC. REVENUE Subtotal	$106.88	$115.68	$115.32	$122.13	$120.64	$104.47	$102.61	$99.45	$102.55	$105.97	$108.84	$112.71	$115.30	$118.01	
% Change	9.8%	8.2%	-0.3%	5.9%	-1.2%	-13.4%	-1.8%	-3.1%	3.1%	3.3%	2.7%	3.6%	2.3%	2.3%	3.6%
TOTAL GENERAL FUND REVENUE	$2,043.47	$2,281.53	$2,633.20	$2,897.96	$2,910.83	$2,510.25	$2,377.65	$2,471.51	$2,700.91	$2,968.06	$3,231.87	$3,464.69	$3,709.36	$3,936.22	
% Change	7.6%	11.7%	15.4%	10.1%	0.4%	-13.8%	-5.3%	3.9%	9.3%	9.9%	8.9%	7.2%	7.1%	6.1%	5.4%
Idaho Personal Income (Fiscal Year)	$37,709	$40,869	$44,292	$47,811	$50,113	$49,600	$49,726	$51,613	$54,177	$57,417	$60,889	$64,906	$68,919	$73,068	
% Change	6.4%	8.4%	8.4%	7.9%	4.8%	-1.0%	0.3%	3.8%	5.0%	6.0%	6.0%	6.6%	6.2%	6.0%	6.4%
General Fund as % of Personal Income	5.4%	5.6%	5.9%	6.1%	5.8%	5.1%	4.8%	4.8%	5.0%	5.2%	5.3%	5.3%	5.4%	5.4%	
Revenue Components as % of Personal Inc															
INDIVIDUAL INCOME TAX	2.39%	2.53%	2.75%	2.93%	2.85%	2.42%	2.34%	2.36%	2.48%	2.57%	2.63%	2.67%	2.72%	2.74%	
CORPORATE INCOME TAX	0.27%	0.34%	0.44%	0.40%	0.38%	0.30%	0.26%	0.25%	0.25%	0.26%	0.27%	0.28%	0.28%	0.28%	
SALES TAX	2.34%	2.35%	2.43%	2.42%	2.28%	2.07%	1.91%	1.92%	2.01%	2.09%	2.16%	2.16%	2.16%	2.15%	
PRODUCT TAXES Subtotal	0.13%	0.08%	0.07%	0.06%	0.06%	0.06%	0.06%	0.06%	0.06%	0.06%	0.06%	0.06%	0.06%	0.06%	
MISC. REVENUE Subtotal	0.28%	0.28%	0.26%	0.26%	0.24%	0.21%	0.21%	0.19%	0.19%	0.18%	0.18%	0.17%	0.17%	0.16%	
Share of General Fund:															
INDIVIDUAL INCOME TAX	44.1%	45.4%	46.2%	48.3%	49.1%	47.8%	48.9%	49.4%	49.7%	49.7%	49.6%	50.1%	50.5%	50.9%	
CORPORATE INCOME TAX	5.0%	6.1%	7.4%	6.6%	6.5%	6.0%	5.5%	5.2%	5.0%	5.1%	5.2%	5.2%	5.2%	5.1%	
SALES TAX	43.1%	42.1%	40.9%	39.9%	39.2%	40.8%	40.0%	40.0%	40.2%	40.4%	40.7%	40.4%	40.0%	40.0%	
PRODUCT TAXES Subtotal	2.5%	1.3%	1.1%	1.0%	1.0%	1.2%	1.3%	1.3%	1.3%	1.2%	1.2%	1.1%	1.1%	1.0%	
MISC. REVENUE Subtotal	5.2%	5.1%	4.4%	4.2%	4.1%	4.2%	4.3%	4.0%	3.8%	3.6%	3.4%	3.3%	3.1%	3.0%	

Idaho General Fund Revenue Forecast
FY2010 - FY2017
Normalized Trend History and Forecast
$ Millions

SOURCE	FY2004	FY2005	FY2006	FY2007	FY2008	FY2009	FORECAST FY2010	FY2011	FY2012	FY2013	FY2014	FY2015	FY2016	FY2017	*Annualized Growth Rate FY80-FY09*
INDIVIDUAL INCOME TAX	**$1,006.81**	**$1,087.27**	**$1,184.87**	**$1,288.53**	**$1,377.54**	**$1,410.46**	**$1,412.74**	**$1,449.34**	**$1,521.36**	**$1,613.69**	**$1,720.20**	**$1,839.20**	**$1,967.42**	**$2,098.94**	
% Change	*5.6%*	*8.0%*	*9.0%*	*8.7%*	*6.9%*	*2.4%*	*0.2%*	*2.6%*	*5.0%*	*6.1%*	*6.6%*	*6.9%*	*7.0%*	*6.7%*	*7.2%*
CORPORATE INCOME TAX	**$128.42**	**$135.65**	**$144.60**	**$153.81**	**$160.84**	**$161.09**	**$157.82**	**$158.37**	**$162.61**	**$168.71**	**$175.91**	**$183.97**	**$192.49**	**$200.87**	
% Change	*3.3%*	*5.6%*	*6.6%*	*6.4%*	*4.6%*	*0.2%*	*-2.0%*	*0.3%*	*2.7%*	*3.8%*	*4.3%*	*4.6%*	*4.6%*	*4.4%*	*4.9%*
SALES TAX	**$879.53**	**$935.33**	**$1,003.75**	**$1,074.92**	**$1,131.64**	**$1,141.01**	**$1,125.44**	**$1,136.98**	**$1,175.28**	**$1,227.59**	**$1,288.66**	**$1,356.80**	**$1,429.25**	**$1,501.54**	
% Change	*4.0%*	*6.3%*	*7.3%*	*7.1%*	*5.3%*	*0.8%*	*-1.4%*	*1.0%*	*3.4%*	*4.5%*	*5.0%*	*5.3%*	*5.3%*	*5.1%*	*5.6%*
CIGARETTE TAX															
TOBACCO TAX															
BEER TAX															
WINE TAX															
LIQUOR SURCHARGE															
PRODUCT TAXES Subtotal															
% Change															
KILOWATT-HOUR TAX															
MINE LICENSE TAX															
INTEREST EARNINGS															
COURT FEES & FINES															
INSURANCE PREMIUM TAX															
ALCOHOLIC BEVERAGE LICENSES															
UCC FILINGS															
UNCLAIMED PROPERTY															
LAND PERMIT & LEASE PAYMENTS															
ONE-TIME TRANSFERS															
ESTATE TAX															
OTHER DEPTS & TRANS.															
MISC. REVENUE Subtotal															
% Change															
TOTAL GENERAL FUND REVENUE	**$2,131.54**	**$2,276.09**	**$2,452.60**	**$2,637.29**	**$2,787.87**	**$2,822.50**	**$2,795.39**	**$2,835.66**	**$2,943.21**	**$3,086.85**	**$3,253.72**	**$3,439.81**	**$3,638.37**	**$3,838.11**	
% Change	*4.4%*	*6.8%*	*7.8%*	*7.5%*	*5.7%*	*1.2%*	*-1.0%*	*1.4%*	*3.8%*	*4.9%*	*5.4%*	*5.7%*	*5.8%*	*5.5%*	*6.0%*
Idaho Personal Income (FY, 2 Year Moving	$36,582	$39,289	$42,580	$46,052	$48,962	$49,856	$49,663	$50,669	$52,895	$55,797	$59,153	$62,897	$66,912	$70,993	
% Change	*5.0%*	*7.4%*	*8.4%*	*8.2%*	*6.3%*	*1.8%*	*-0.4%*	*2.0%*	*4.4%*	*5.5%*	*6.0%*	*6.3%*	*6.4%*	*6.1%*	*6.6%*
General Fund as % of Personal Income	5.8%	5.8%	5.8%	5.7%	5.7%	5.7%	5.6%	5.6%	5.6%	5.5%	5.5%	5.5%	5.4%	5.4%	
Revenue Components as % of Personal Inc															
INDIVIDUAL INCOME TAX	2.75%	2.77%	2.78%	2.80%	2.81%	2.83%	2.84%	2.86%	2.88%	2.89%	2.91%	2.92%	2.94%	2.96%	
CORPORATE INCOME TAX	0.35%	0.35%	0.34%	0.33%	0.33%	0.32%	0.32%	0.31%	0.31%	0.30%	0.30%	0.29%	0.29%	0.28%	
SALES TAX	2.40%	2.38%	2.36%	2.33%	2.31%	2.29%	2.27%	2.24%	2.22%	2.20%	2.18%	2.16%	2.14%	2.12%	
PRODUCT TAXES Subtotal	0.00%	0.00%	0.00%	0.00%	0.00%	0.00%	0.00%	0.00%	0.00%	0.00%	0.00%	0.00%	0.00%	0.00%	
MISC. REVENUE Subtotal	0.00%	0.00%	0.00%	0.00%	0.00%	0.00%	0.00%	0.00%	0.00%	0.00%	0.00%	0.00%	0.00%	0.00%	
Share of General Fund:															
INDIVIDUAL INCOME TAX	47.2%	47.8%	48.3%	48.9%	49.4%	50.0%	50.5%	51.1%	51.7%	52.3%	52.9%	53.5%	54.1%	54.7%	
CORPORATE INCOME TAX	6.0%	6.0%	5.9%	5.8%	5.8%	5.7%	5.6%	5.6%	5.5%	5.5%	5.4%	5.3%	5.3%	5.2%	
SALES TAX	41.3%	41.1%	40.9%	40.8%	40.6%	40.4%	40.3%	40.1%	39.9%	39.8%	39.6%	39.4%	39.3%	39.1%	
PRODUCT TAXES Subtotal	0.0%	0.0%	0.0%	0.0%	0.0%	0.0%	0.0%	0.0%	0.0%	0.0%	0.0%	0.0%	0.0%	0.0%	
MISC. REVENUE Subtotal	0.0%	0.0%	0.0%	0.0%	0.0%	0.0%	0.0%	0.0%	0.0%	0.0%	0.0%	0.0%	0.0%	0.0%	

Idaho General Fund Revenue Forecast
FY2010 - FY2017
Normalized Cycle History and Forecast
$ Millions

SOURCE	FY2004	FY2005	FY2006	FY2007	FY2008	FY2009	FORECAST FY2010	FY2011	FY2012	FY2013	FY2014	FY2015	FY2016	FY2017
INDIVIDUAL INCOME TAX	**($104.68)**	**($51.72)**	**$31.62**	**$111.63**	**$52.62**	**($209.57)**	**($249.77)**	**($228.75)**	**($178.26)**	**($137.31)**	**($118.70)**	**($104.55)**	**($92.56)**	**($97.32)**
% Change														
CORPORATE INCOME TAX	**($25.41)**	**$3.91**	**$49.53**	**$36.41**	**$28.44**	**($10.56)**	**($27.15)**	**($28.69)**	**($28.42)**	**($18.71)**	**($9.25)**	**($5.09)**	**$1.93**	**$1.26**
% Change														
SALES TAX	**$1.66**	**$24.62**	**$73.74**	**$80.88**	**$10.82**	**($116.29)**	**($175.33)**	**($148.30)**	**($88.63)**	**($28.02)**	**$28.30**	**$42.93**	**$56.00**	**$72.46**
% Change														
CIGARETTE TAX														
TOBACCO TAX														
BEER TAX														
WINE TAX														
LIQUOR SURCHARGE														
PRODUCT TAXES Subtotal														
% Change														
KILOWATT-HOUR TAX														
MINE LICENSE TAX														
INTEREST EARNINGS														
COURT FEES & FINES														
INSURANCE PREMIUM TAX														
ALCOHOLIC BEVERAGE LICENSES														
UCC FILINGS														
UNCLAIMED PROPERTY														
LAND PERMIT & LEASE PAYMENTS														
ONE-TIME TRANSFERS														
ESTATE TAX														
OTHER DEPTS & TRANS.														
MISC. REVENUE Subtotal														
% Change														
TOTAL GENERAL FUND REVENUE	**($88.07)**	**$5.45**	**$180.60**	**$260.67**	**$122.96**	**($312.24)**	**($417.74)**	**($364.15)**	**($242.30)**	**($118.79)**	**($21.85)**	**$24.87**	**$70.99**	**$98.11**
% Change														

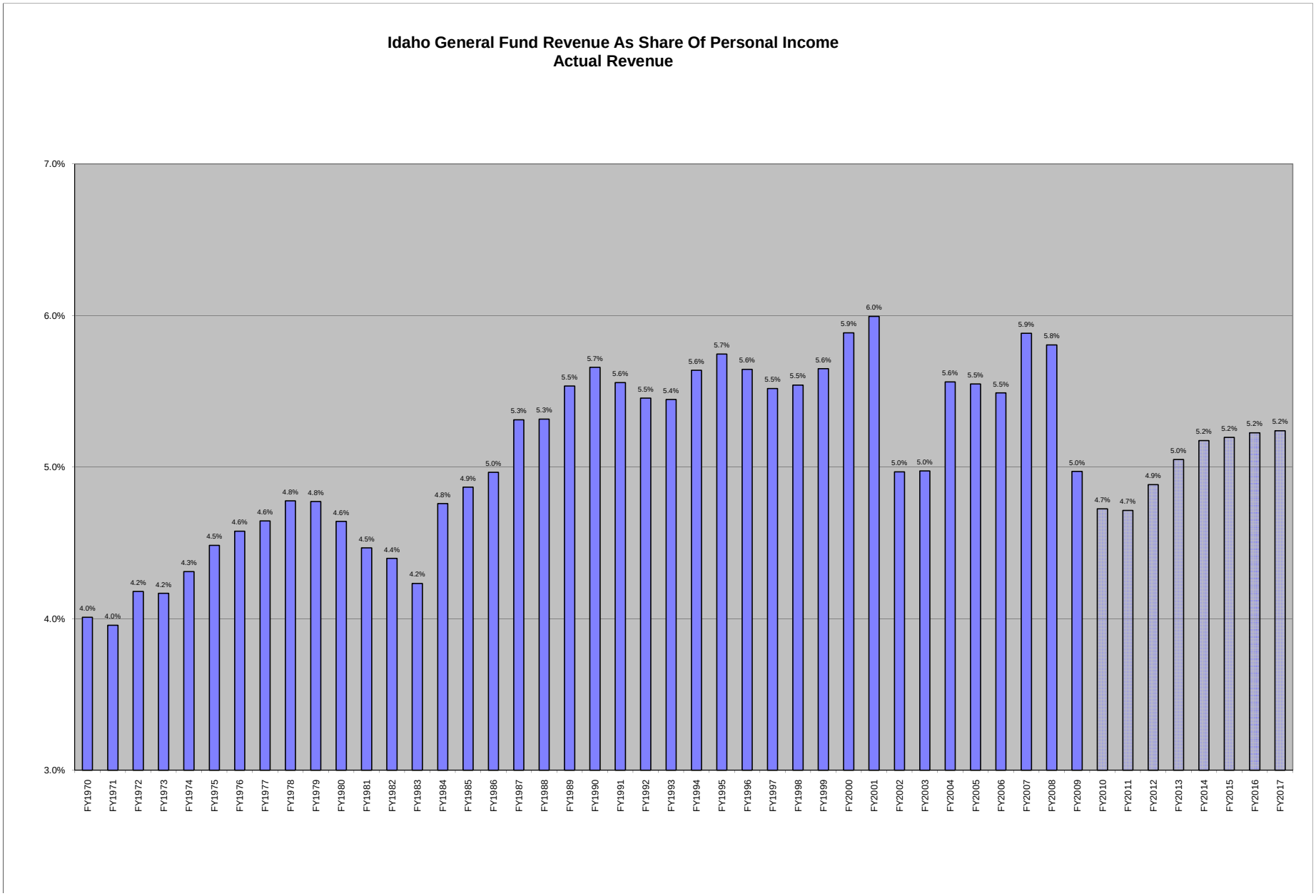
Idaho General Fund Revenue As Share Of Personal Income
Actual Revenue
7.0%
6.0%
5.0%
4.0%
3.0%
FY1970 4.0%
FY1971 4.0%
FY1972 4.2%
FY1973 4.2%
FY1974 4.3%
FY1975 4.5%
FY1976 4.6%
FY1977 4.6%
FY1978 4.8%
FY1979 4.8%
FY1980 4.6%
FY1981 4.5%
FY1982 4.4%
FY1983 4.2%
FY1984 4.8%
FY1985 4.9%
FY1986 5.0%
FY1987 5.3%
FY1988 5.3%
FY1989 5.5%
FY1990 5.7%
FY1991 5.6%
FY1992 5.5%
FY1993 5.4%
FY1994 5.6%
FY1995 5.7%
FY1996 5.6%
FY1997 5.5%
FY1998 5.5%
FY1999 5.6%
FY2000 5.9%
FY2001 6.0%
FY2002 5.0%
FY2003 5.0%
FY2004 5.6%
FY2005 5.5%
FY2006 5.5%
FY2007 5.9%
FY2008 5.8%
FY2009 5.0%
FY2010 4.7%
FY2011 4.7%
FY2012 4.9%
FY2013 5.0%
FY2014 5.2%
FY2015 5.2%
FY2016 5.2%
FY2017 5.2%

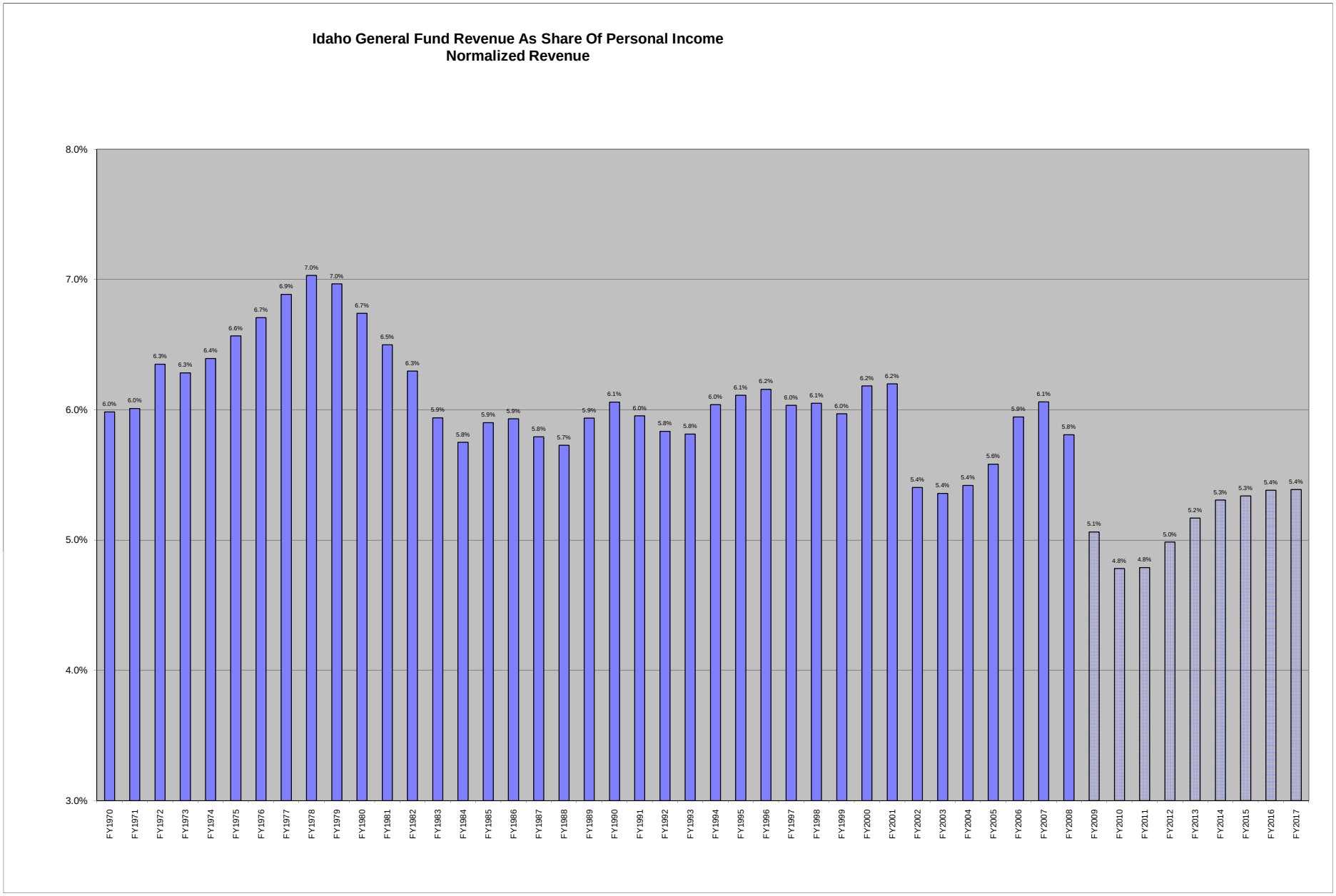
Idaho General Fund Revenue As Share Of Personal Income
Normalized Revenue
8.0%
7.0%
6.0%
5.0%
4.0%
3.0%
FY1970 6.0%
FY1971 6.0%
FY1972 6.3%
FY1973 6.3%
FY1974 6.4%
FY1975 6.6%
FY1976 6.7%
FY1977 6.9%
FY1978 7.0%
FY1979 7.0%
FY1980 6.7%
FY1981 6.5%
FY1982 6.3%
FY1983 5.9%
FY1984 5.8%
FY1985 5.9%
FY1986 5.9%
FY1987 5.8%
FY1988 5.7%
FY1989 5.9%
FY1990 6.1%
FY1991 6.0%
FY1992 5.8%
FY1993 5.8%
FY1994 6.0%
FY1995 6.1%
FY1996 6.2%
FY1997 6.0%
FY1998 6.1%
FY1999 6.0%
FY2000 6.2%
FY2001 6.2%
FY2002 5.4%
FY2003 5.4%
FY2004 5.4%
FY2005 5.6%
FY2006 5.9%
FY2007 6.1%
FY2008 5.8%
FY2009 5.1%
FY2010 4.8%
FY2011 4.8%
FY2012 5.0%
FY2013 5.2%
FY2014 5.3%
FY2015 5.3%
FY2016 5.4%
FY2017 5.4%

Idaho General Fund Revenue Forecast
FY2010 - FY2017
Normalized Total General Fund
$ Billions

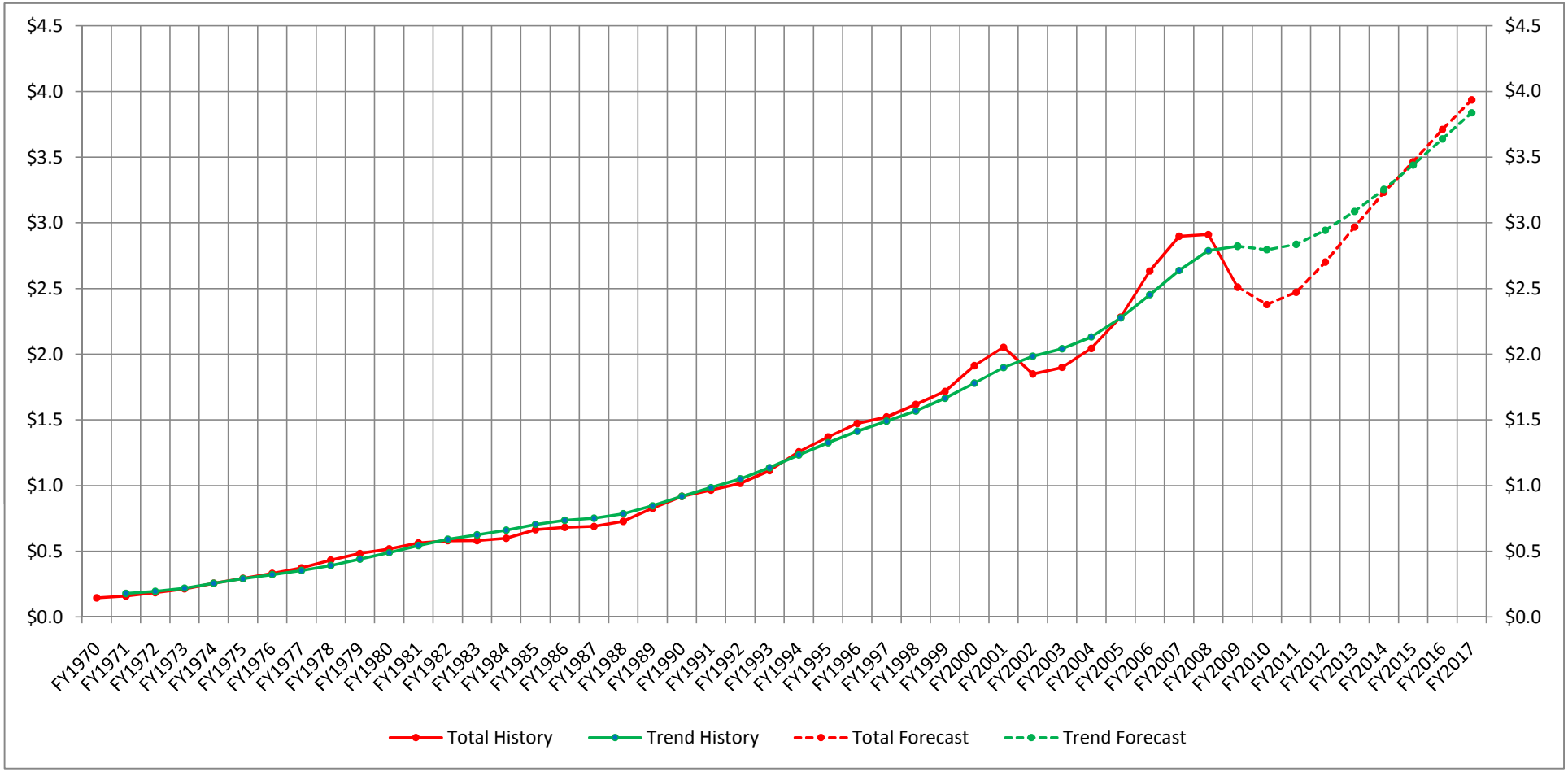

Idaho General Fund Revenue Forecast
FY2010 - FY2017
Normalized Cycle History and Forecast
$ Millions

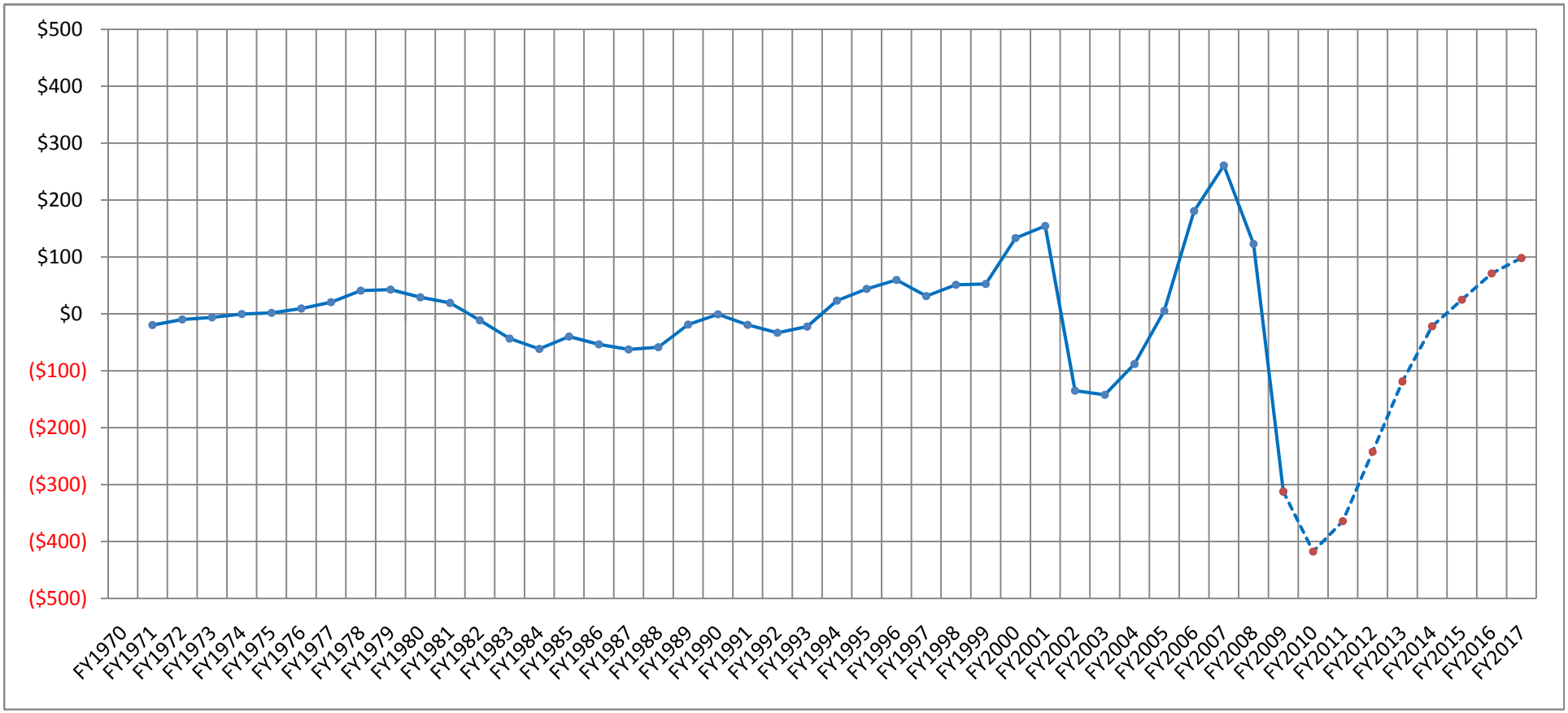

Idaho General Fund Revenue Forecast
FY2010 - FY2017
Actual Total General Fund
$ Billions

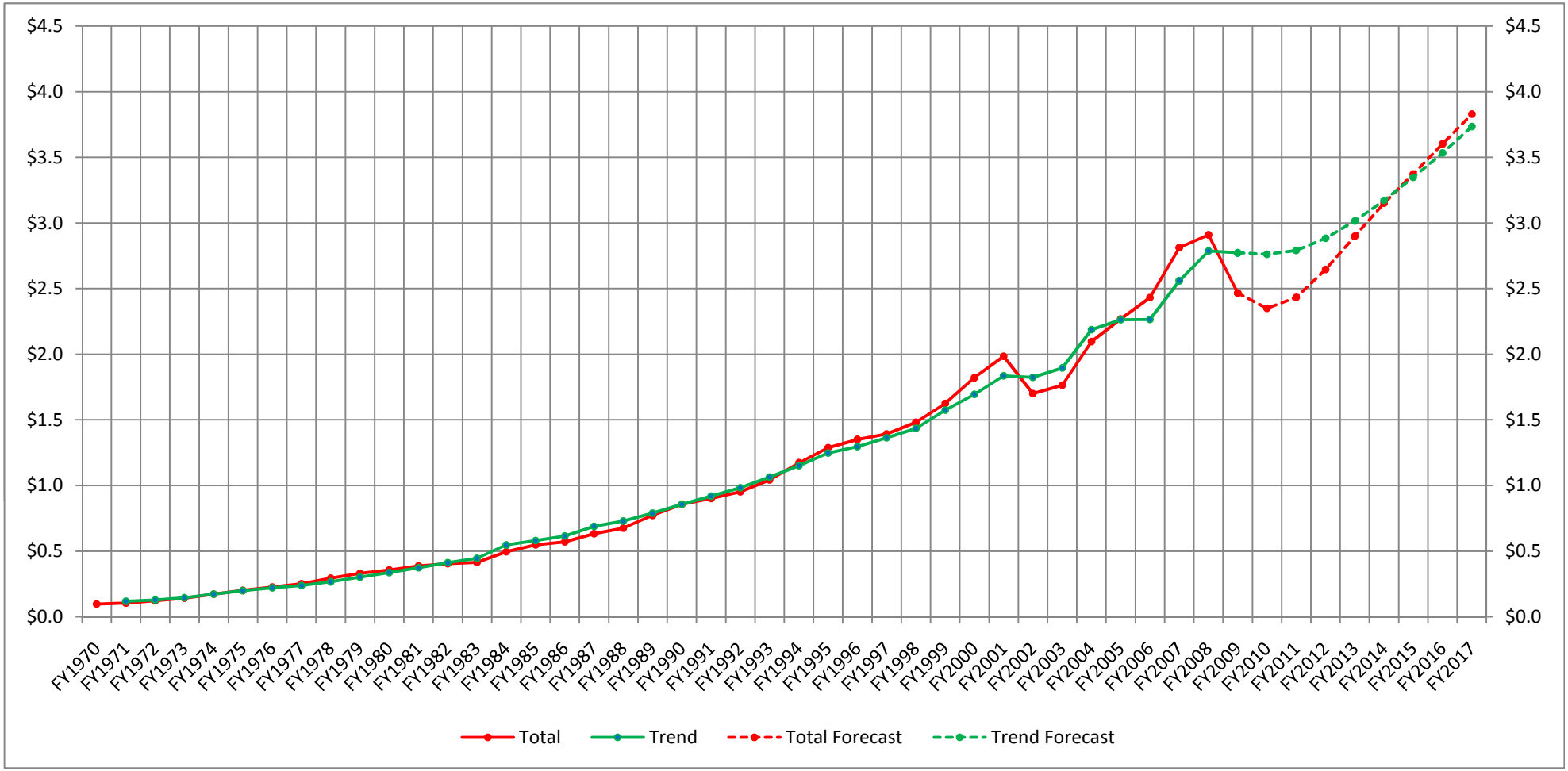

Idaho General Fund Revenue Forecast
FY2010 - FY2017
Actual Cycle History and Forecast
$ Millions

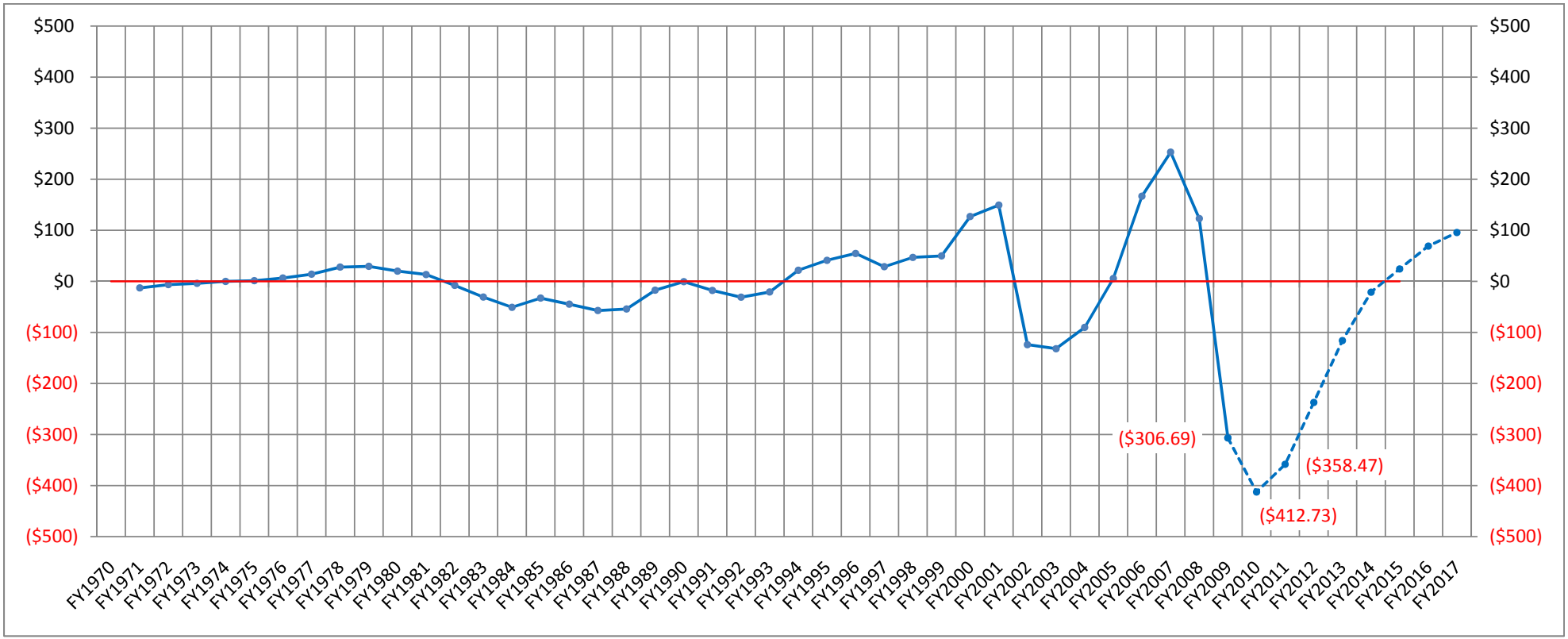

IDAHO OUTLOOK, FY 2010 General Fund Revenue Monitoring, Cumulative Collections

	August 2009 Forecast	Jul	Aug	Sep	Oct	Nov	January 2010 Forecast	Dec	Jan	Feb	Mar	Apr	May	Jun
Individual Income Tax														
Predicted	$1,137.1	$81.8	$165.4	$247.8	$341.1	$421.0	$1,125.0	$544.9	$686.8	$694.4	$724.0	$993.9	$1,044.7	$1,125.0
Actual		$82.9	$178.4	$262.8	$353.9	$432.0		$533.4						
Cumulative Excess/Shortage		*$1.1*	*$13.1*	*$15.0*	*$12.8*	*$11.0*		*($11.5)*						
Monthly Excess/Shortage		*$1.1*	*$12.0*	*$2.0*	*($2.2)*	*($1.9)*		*($11.5)*						
Corporate Income Tax														
Predicted	$132.1	$4.7	$5.6	$29.5	$35.5	$34.8	$130.7	$52.0	$60.1	$62.0	$71.9	$104.2	$111.7	$130.7
Actual		$4.3	$5.6	$23.4	$30.2	$32.0		$45.2						
Cumulative Excess/Shortage		*($0.4)*	*($0.0)*	*($6.0)*	*($5.3)*	*($2.8)*		*($6.8)*						
Monthly Excess/Shortage		*($0.4)*	*$0.4*	*($6.0)*	*$0.8*	*$2.5*		*($6.8)*						
Sales Tax														
Predicted	$963.3	$88.7	$175.1	$261.2	$347.2	$425.3	$950.1	$493.0	$581.6	$648.7	$714.7	$793.0	$868.9	$950.1
Actual		$90.6	$176.6	$261.0	$344.3	$418.6		$492.9						
Cumulative Excess/Shortage		*$1.9*	*$1.5*	*($0.1)*	*($2.9)*	*($6.7)*		*($0.1)*						
Monthly Excess/Shortage		*$1.9*	*($0.4)*	*($1.6)*	*($2.8)*	*($3.8)*		*($0.1)*						
Product Taxes														
Predicted	$40.7	$3.2	$8.3	$11.7	$14.9	$18.2	$40.9	$21.7	$24.9	$28.0	$31.2	$34.4	$37.6	$40.9
Actual		$3.2	$8.5	$12.0	$15.2	$18.5		$21.7						
Cumulative Excess/Shortage		*$0.0*	*$0.2*	*$0.4*	*$0.3*	*$0.3*		*$0.0*						
Monthly Excess/Shortage		*$0.0*	*$0.2*	*$0.2*	*($0.0)*	*($0.0)*		*$0.0*						
Miscellaneous														
Predicted	$104.0	$19.1	$20.9	$30.5	$32.5	$34.2	$102.4	$44.6	$46.5	$50.3	$56.5	$46.3	$48.4	$102.4
Actual		$18.1	$19.9	$30.6	$32.1	$35.5		$50.4						
Cumulative Excess/Shortage		*($1.0)*	*($1.0)*	*$0.1*	*($0.4)*	*$1.3*		*$5.9*						
Monthly Excess/Shortage		*($1.0)*	*($0.0)*	*$1.1*	*($0.4)*	*$1.7*		*$5.9*						
Total														
Predicted	$2,377.2	$197.5	$375.2	$580.6	$771.2	$933.4	$2,349.1	$1,156.2	$1,399.8	$1,483.4	$1,598.3	$1,971.8	$2,111.4	$2,349.1
Actual		$199.1	$389.0	$589.9	$775.8	$936.5		$1,143.6						
Cumulative Excess/Shortage		*$1.7*	*$13.7*	*$9.3*	*$4.6*	*$3.1*		*($12.6)*						
Monthly Excess/Shortage		*$1.7*	*$12.1*	*($4.5)*	*($4.7)*	*($1.5)*		*($12.6)*						

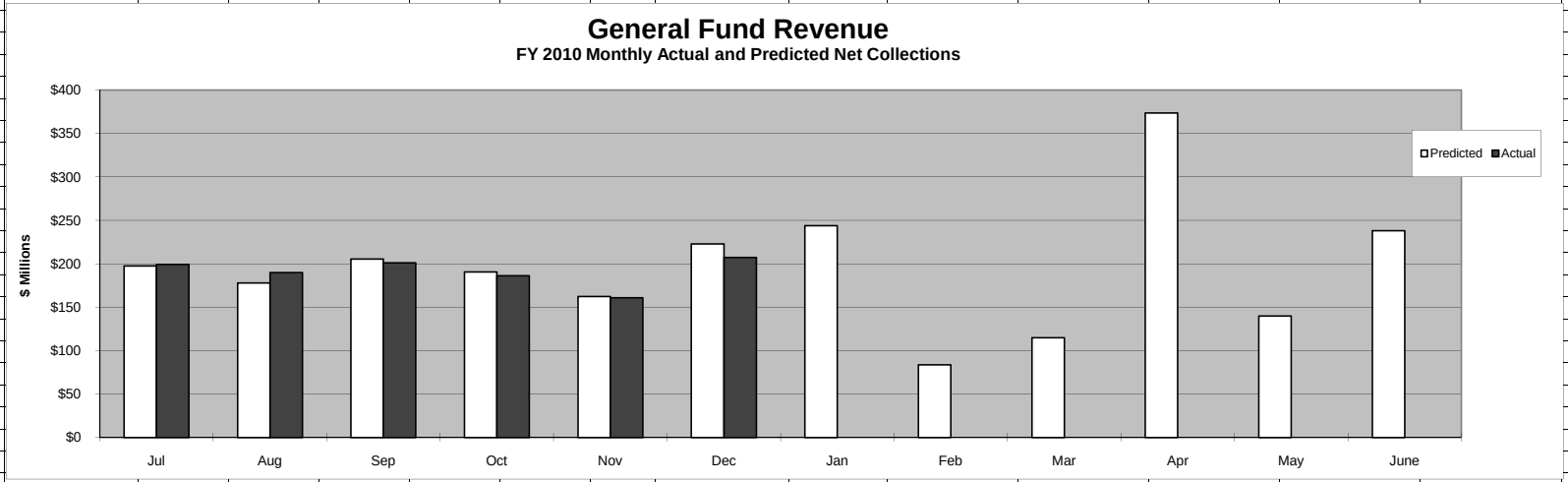
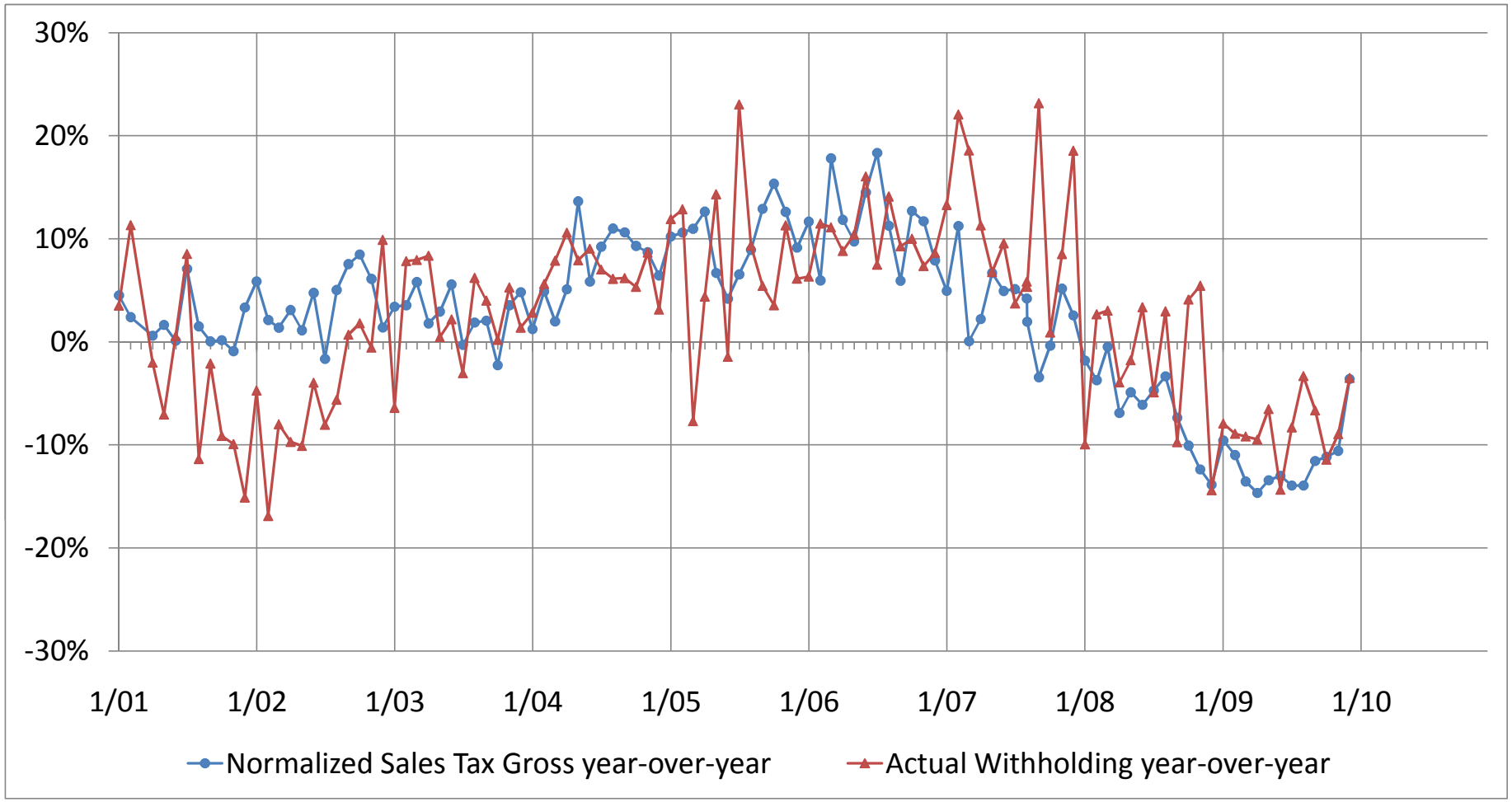
Idaho General Fund Revenue Monitoring